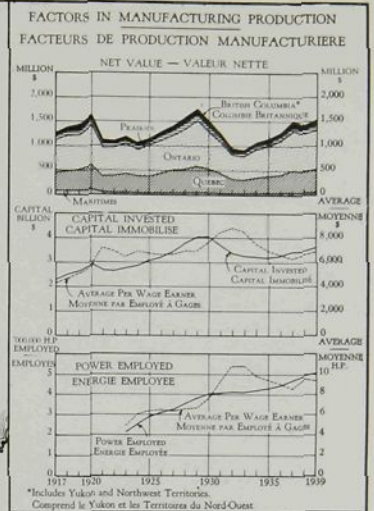

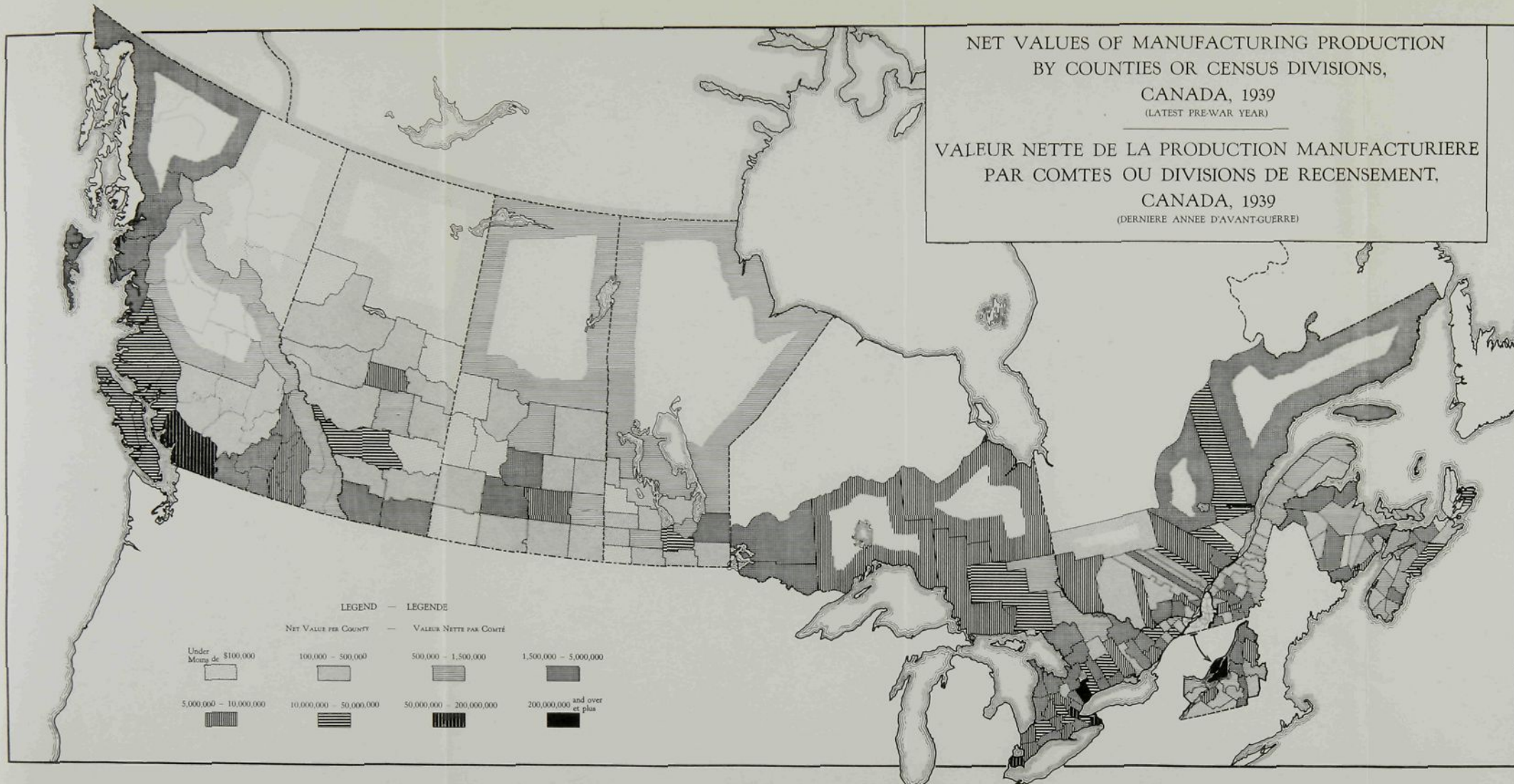


NET VALUES OF MANUFACTURING PRODUCTION
BY COUNTIES OR CENSUS DIVISIONS,
CANADA, 1939
(LATEST PREWAR YEAR)

VALEUR NETTE DE LA PRODUCTION MANUFACTURIERE
PAR COMTES OU DIVISIONS DE RECENSEMENT,
CANADA, 1939
(DERNIERE ANNEE D'AVANT-GUERRE)



NET VALUE OF LEADING INDUSTRIES, 1939
VALEUR NETTE DES PREMIERES INDUSTRIES, 1939

INDUSTRY — INDUSTRIE	MILLION \$
PULP AND PAPER PULPE ET PAPIER	103,133,666
NON-FERROUS METAL SMELTING AND REFINING SMELTAGE ET AFFINAGE DE METAUX N.F.	80,037,833
ELECTRICAL APPARATUS AND SUPPLIES APPAREILS ET FOURNITURES ELECTRIQUES	48,462,341
PRINTING AND PUBLISHING IMPRESSION ET EDITION	47,270,818
SAWMILLS SCIERIES	34,832,358
PRIMARY IRON AND STEEL FER ET ACIER FERRAILLES	40,130,444
RUBBER GOODS ARTICLES EN CAOUTCHOUC	39,799,568
BREAD AND OTHER BAKERY PRODUCTS PAIN ET AUTRES PROD. DE LA BOLLANGERIE	39,264,949
AUTOMOBILES	34,972,702
BUTTER AND CHEESE BEURRE ET FROMAGE	33,185,177
COTTON YARN AND CLOTH FILÉS ET TISSUS DE COTON	32,279,911
CLOTHING, FACTORY, MEN'S CONFECTION POUR HOMMES	30,506,388
MACHINERY MACHINERIE	29,546,294
HOBBY AND KNITTED GOODS BONNETERIE	29,457,833
SCOURING AND MEAT PACKING ABATTOIRS ET SALANDS	29,048,432
BACON, CONFECTIONERY, COCOA, ETC. BACONS, CONFISERIE, CACAO, ETC.	27,654,965
BREWERS	26,394,981
BRASSERIES CONFECTION POUR FEMMES	25,624,385
PETROLEUM PRODUCTS PRODUITS DU PETROLEE	25,534,218
FLOUR AND FEEDSTUFFS MOUTURE ET MENESTRES	23,051,936